

With any medical test it is important that other factors do not interfere with your test result. Please read and follow these instructions carefully.

You must use the yellow screw top container provided by your doctor or SA Pathology.

Containers can be collected from any SA Pathology Patient Centre. Locations are listed on the back of your SA Pathology Request Form and at [www.sapathology.sa.gov.au](http://www.sapathology.sa.gov.au), or phone (08) 8222 3000 for details.

### Collecting the specimen

Time is important – Remember to add ‘AM’ or ‘PM’ when recording the time, for example 7.45AM.

#### When you get up in the morning:

1. Collect urine in a clean plastic container.
2. Pour it into the yellow screw top container, about 2/3s full.
3. Discard the rest of the urine.

#### Write these details on the container:

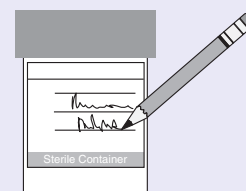
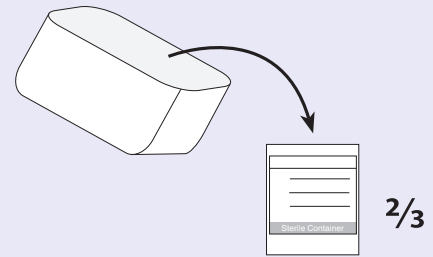

- your name
- date of birth
- date and time of collection.

### Delivering the specimen

Deliver the specimen promptly to your nearest SA Pathology Patient Centre.

### Your results

Your doctor will advise you when results are available.



### Patient Centres

For Patient Centre locations and latest opening hours visit our website [www.sapathology.sa.gov.au](http://www.sapathology.sa.gov.au) or phone (08) 8222 3000.