












ORDER OF DRAW–QUICK GUIDE

Hospitals

Minimise collection volumes where clinically indicated. Consider using microtainer tubes.
 Paediatric volumes should be calculated by patient weight.

| Tube/Volume | Contents | Test |
|--|--|--|
|  8-10mL <5mL | BD Bactec™ Aerobic Plus (blue) Anaerobic Lytic (purple) Peds Plus (pink) | Blood Cultures 8–10mL/bottle (paired bottles) <5mL (single bottle) |
| BLUE  1mL 3.5mL | Sodium Citrate | <i>Critical – Always fill to minimum draw line</i> 3.5mL tube MUST be used for Unfractionated Heparin therapy Coag Studies, INR, APTT, PT, Fibrinogen, D-Dimer Clotting Factors, Antithrombin III, Protein C, Protein S |
| RED/WHITE  5mL 8mL | GEL (Serum - Fast Clotting) | PSA, Tumour Markers, B12, Folate, EPG, Viscosity, Vitamin D, Serology, Auto antibody tests, Lithium, Infectious Diseases Serology (dedicated tube) |
| GREEN/YELLOW  5mL 8mL | Heparin+GEL | ECU, LFT, CK, LD, Ca, Phos, Creatinine, Lipase, Magnesium, Uric Acid, Lipids, Alcohol, TFT, Osmolality, Ethanol (non forensic), Troponin, Iron Studies, CRP, Therapeutic Drugs, Hormone Levels |
| GREEN/BLACK  5mL 9mL | Heparin | Cholinesterase, Lymphocyte Surface Markers, Cytogenetics, Clozapine, Perhexiline, HLA B27, CD4, CD8, FISH/ Karyotype/Chromosomes, T Cell subsets |
| SYRINGE–BLOOD GAS | Heparin | Venous blood gas analysis |
| PINK  6mL | EDTA | Transfusion: G&S, G&M, Direct Anti-globulin(Coombs), Cord Blood, Transfusion Reaction, Antibody Screen |
| PURPLE  2mL 4mL 9mL | EDTA | 4mL: CBE, ESR, Haemoglobin, HbA1c, Haemoglobinopathy/ Thalassaemia Screen, Red Cell Folate, Lead, Mercury, Haemochromatosis, Cyclosporin, Tacrolimus, Renin, Factor V Leiden, Thiamine (protect from light) 9mL: Molecular Genetic Tests |
| PURPLE/YELLOW  8mL | EDTA+GEL | Homocysteine, Ammonia, PTH Blood borne Viral PCR tests: RNA, DNA, Viral Load, Genotype |
| YELLOW  6mL | ACD | Tissue Typing, Platelet ‘Clumping’ |
| GREY  2mL 4mL | Fluoride EDTA | Glucose, Alcohol, Lactate, Ketones |
| GREY GREEN YELLOW PURPLE  1mL each | Quantiferon Gold Kit | Tuberculosis |